PHOENIX | QEMETICA

QTS
QUEENSLAND TRI SERIES

PHOENIX KIDS TRIATHLON by Chris McCormack

ROUND 2

11 OCTOBER 2026

HARBOUR PARK, RABY BAY

WELCOME MESSAGE

Thank you for signing up to take part in the Pho3nix Queensland Triathlon and the Pho3nix Kids Triathlon Series.

As a passionate advocate for triathlon for over 30 years, I know it is vitally important to give our kids and community opportunities to get involved in an active lifestyle. The Pho3nix Foundation is a sport not-for-profit established by Polish businessman Sebastian Kulczyk to assist and inspire children to engage in sport so they can live healthy and full lives.

More than half a million children have now participated in a Pho3nix Kids program across nine nations on three continents since its inception, supporting the Pho3nix Foundation's goals to bring sport to kids all over the world.

Programmes in Switzerland, Spain and the UK are headed up by dual Olympic medallist Nicola Spirig, dual Olympic champion Alistair Brownlee through the Brownlee Foundation, and 7-time world champion Javier Gomez. We are proud to continue partnering with The Event Crew to help get Aussie kids outdoors and active – and there's no better way than to swim, bike and run with their friends.

Check out all we do @pho3nixfoundation and visit the Pho3nix Foundation website for more information and to donate.

Welcome to the Pho3nix movement.

Chris McCormack
4x triathlon world champion, Pho3nix Foundation board member

PHO3NIX KIDS TRIATHLON by Chris McCormack

EVENT SCHEDULE

Times subject to change. Wave starts published in race week

SATURDAY 10 OCTOBER	
2:30pm - 4:00pm	Event Check In Open (no bike racking)
3:00pm	Tips and Tricks session
SUNDAY 11 OCTOBER	
5:15am - 6:15am	Event Check In available. No access after 6:15am
6:15am	Road closures in place
5:15am - 6:30am	Bike Racking available. No access after 6:30am
6:30am	Bag Storage Opens (inside Check In tent)
6:45am*	**Pho3nix Kids Distance Race Start**
7:05am*	**Rackley Swimming Enticer Distance Race Start**
7:25am*	**Club Distance Start**
7:30am	Pho3nix Kids bike collection
7:50am*	**Super Sprint Distance Start**
8:30am*	Pho3nix Kids and Rackley Swimming Enticer presentations
10:00am*	Adult distance event presentations

Acknowledgment of Country

We pay our respects to the Ancestors and Elders past and present.

Ngali yura bagandi wanyambili ngali ngahmbili Quandamooka jarala yana.

We give you greetings when we walk together on Quandamooka Country.

GENERAL EVENT INFORMATION

I'VE ENTERED, WHAT HAPPENS NOW?

Race numbers are no longer emailed out. From Thursday of race week, you can look up your race number using our **Entry Lookup tool** on the website.

Event Information emails will still be sent out on Thursday of race week. Prior to this please read this event manual.

COLLECTION OF YOUR RACE PACK

Once you've looked up your race number, simply save a screenshot (or write it down) and bring it with you on Saturday or Sunday during Event Check-In times – this is what you need to collect all your event gear. If you haven't been able to look it up, just check out the alphabetical list on the Event Information board at the event site or see the Help Desk.

PHO3NIX KIDS TSHIRT & SWIM CAP

All children entered into one of our Pho3nix Kids Triathlons will receive a Pho3nix Tshirt and Swimming Cap. It is **compulsory** for all children to swim wearing the provided swimming cap and to wear the tshirt during the run leg of the triathlon, no exceptions.

COMPETITION RULES

AusTriathlon is the sanctioning body of this event and therefore all Triathlon Australia rules apply.

BAG STORAGE

Bags is available at Check In tent. Please attach the supplied label prior to dropping off.

TRANSITION INFO

Transition is where you need to place your bike and change over between the swim / bike / run.

Setup in Transition: find the bike rack allocated for your category, place your bike on the rack and set up your race equipment to the right (chain side) of your bike. Remove any non-race equipment.

Familiarise Yourself: check the start & finish points to transition.

Transition Access:

- Only competitors are allowed in transition (one parent per child for Pho3nix Kids events during set up and pack down only, no access during the event)
- Jumping transition fences will lead to disqualification.
- Competitors must wait for the announcement to gain access to their bikes after their race.

THE VENUE AND PARKING

The Venue is located at Raby Bay Harbour Park on Shore Street West. For Parking details please see the map at the back of this event guide.

ROAD CLOSURES

- Full road closure information can be found on our event website
- Please take into consideration these road closures when parking if early exit is required.

GENERAL EVENT INFORMATION

EVENT IMAGES

Official event images will be available within 24-28 hours after each event. Links to images are on the website and will be published to social media following the event.

TIMING QUERIES

Provisional timing and results are loaded on event day. Please note it can take up to 24hrs for event day changes and general abnormalities to be reflected in these initial results.

If you notice an error with your time and it's still showing like this 24hrs post-race, please follow the process on the website so our timing provider Timing Wizards, can investigate on your behalf.

EVENT PRESENTATIONS

Event presentations are held at the conclusion of racing for competitive categories only. This includes the Pho3nix Kids U10 and U12 age groups (must wear supplied t-shirt to qualify), the Rackley Swimming Enticer U14 and U16 categories, and all QTS distance categories with the exception of the Mates Wave.

SERIES POINTS

Accumulated across 7 QTS events + Gold Coast Tri; best 5 scores count. Must race min. 3 rounds to qualify (teams: same members each event).

- **Pho3nix Kids**: U10 & U12 events only, no U14 / Beginners points. Must wear supplied t-tshirt to gain points.
- **Enticer**: U14 & U16 only.
- **QTS Distances**: Age-Group M/F, Athenas (80+kg), Clydesdales (90+/100+kg), Teams.

13-15yrs: points only in Sprint/Super Sprint, always (e.g. Robina 15yr-olds race Sprint, not Standard, for points).

See the website for more information and details on how points are allocated.

DISTANCES & LAPS

	SWIM	BIKE	RUN
Club Distance	800M 1 lap	25KM 5 laps	6KM 3 laps
Super Sprint Distance	400M 1 lap	15KM 3 laps	4KM 2 laps
Rackley Swimming Enticer	300M 1 lap	10KM 2 laps	2KM 1 lap
Pho3nix Kids Triathlon	100M 1 lap	2KM 1 lap	500M 1 lap

discover Redlands Coast

Yura! Welcome to Redlands Coast for the Queensland Tri Series

Stay a little longer and explore the hidden treasures and little adventures on Redlands Coast. Immerse yourself in our unique villages, magnificent islands, rich heritage, Aboriginal Quandamooka culture and the abundance of natural attractions.

Keep your heart racing on a coastal adventure with kayaking, stand up paddle boarding, sailing, fishing, diving, sand boarding and more. Take time to relax and unwind with a stay in the range of accommodation options including hotels, apartments, retreats, luxury holiday houses, glamping and beach camping.

visitredlandscoast.com.au

Learn more - drop into the Redlands Coast Visitor Information Centre at 50 Middle Street Cleveland or phone 1300 667 386

Redlands coast

03594 09/25

EVENT BRIEFING

We don't do a full briefing on event morning and recommend you're familiar with the information below. Any updated instructions will be given at the swim start.

SWIM

If you are a slow or not a confident swimmer, please start at the back. If you need any assistance during your swim leg, please raise your hand and call for one of the lifeguards.

If you choose to warm up before your race you must do this away from the race area.

BIKE

- Roads will be closed for the cycle leg; however you must stay alert for official and emergency vehicles. Please be cautious around other cyclists and keep left at all times unless overtaking. This is a non-drafting event.
- No blocking see rules for more info
- No drafting see rules for more info
- Upper torso must be covered at all times during the ride.
- Helmet must be on and done up before you touch your bike and you must rack your bike before undoing your helmet

RUN

- There are drink stations along the run course so please make use of these to ensure proper hydration.
- Please keep left on the run course.
- Upper torso must be covered at all times during the run.

CODE OF CONDUCT

In order to secure and maintain a safe, fun and enjoyable atmosphere for our participants, the Qld Tri Series has implemented a code of conduct. Repeated or serious breaches of this code may result in disciplinary actions including exclusion at future events and the disqualification.

WHAT TO BRING

SWIM • Goggles • Swim / tri-suit • Sunscreen • Wetsuit (optional)	• Swim cap (provided) • Timing chip (provided)
BIKE • Bike • Bike shoes or running shoes • Helmet	• Bike pump • Spare tube / tyre lever (optional) • Drink bottle
RUN • Running shoes • Socks • Hat/ sunglasses	• Race number bib (provided) • Race belt or pins to attach bib

WHAT NOT TO BRING

Please leave all headphones at home - we have an insurance and safety requirement that you can hear event marshals and volunteers at all times. Headphones will be removed if seen.

.

RELAY TEAM INFORMATION

EVENT CHECK IN
Only one team member needs to attend Check-In, but we recommend the whole team come along if you can.

Whichever team member checks in first will receive the race kit and athlete gifts for the entire team. That person is then responsible for passing on race kits to their teammates.

TRANSITION
Changeovers between team members happen at your bike racking space, where you'll hand over the timing chip. Think of your timing chip as your relay baton - it's what keeps your team moving through the race.

During the event, team members enter through the Teams Entry and wait at their bike racking space if it is safe to do so.

Changeovers are self-managed, so it's up to each relay team to keep track of timing and be at the meeting point when needed.

A few important rules to keep in mind:

- Swimmers must keep their timing band on until they've reached the transition area - don't remove it early.

- Cyclists must stay at their racked bike in transition and wait for the swimmer to tag them. Once tagged, secure the timing chip around your left ankle before heading out. When you return to transition, rack your bike first, then hand off the timing band to your runner.

- Runners should wait at the cyclist's bike racking position, and once you receive the timing band, secure it to your own ankle before heading out on the run leg

FINISH LINE & RECOVERY
Team members are welcome to all cross the finish line together. Recovery behind the finish line is also available to all team members.

VENUE LAYOUT

TRANSITION FLOW

SWIM COURSE - ALL DISTANCES

BIKE COURSE - QTS & ENTICER

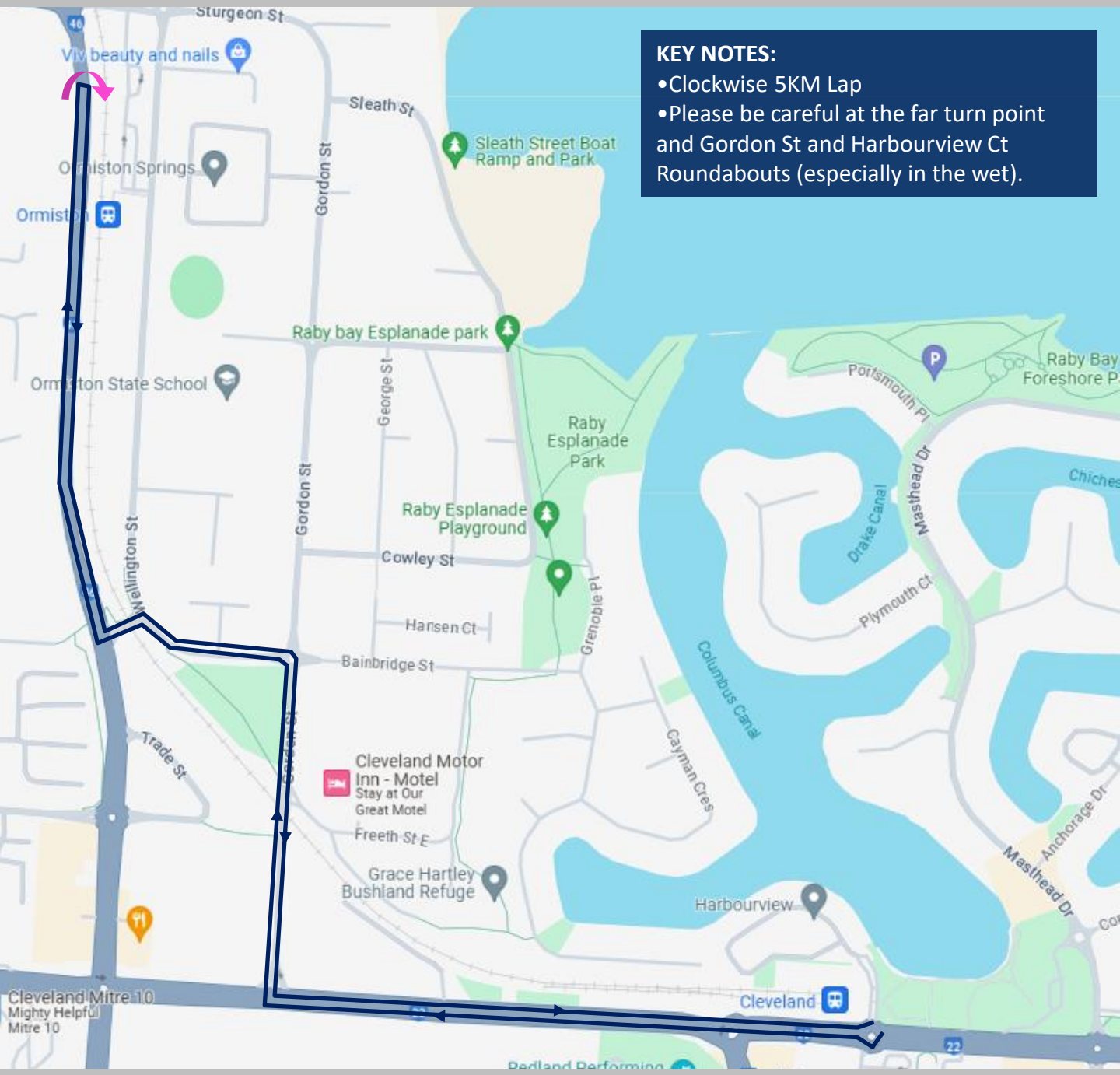

BIKE COURSE - PHO3NIX KIDS



RUN COURSE - ALL DISTANCES

The Run starts on the footpath on Harbourview Ct before heading into a grass chute to the top of the finish line. Once the competitors go past the finish line they will head onto the road and run the course anticlockwise.

PHO3NIX KIDS TRIATHLON run along the parking lane until they get to the turn around. Once they turn around they head back along the footpath until they turn right down the finish chute.

CLUB, SUPER SPRINT & ENTICER turn left up Masthead Drive running in the parking lane to the turn around at Plymouth Court. Return run follows the path back along Masthead Drive to the finish line / next lap point.

EVENT PARKING

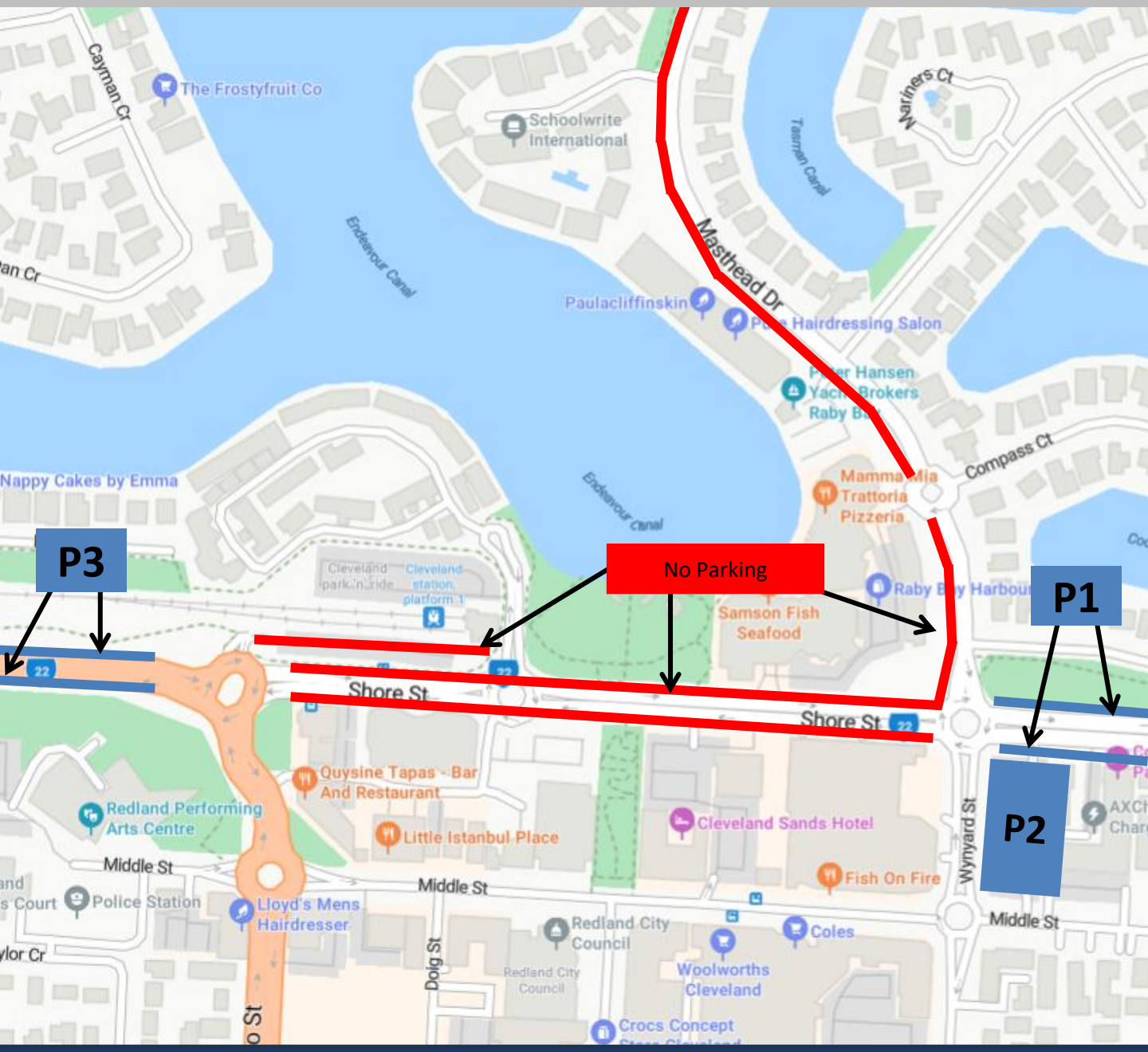

- **P1**: Shore Street East (East of Masthead Drive). Side of street parking is accessible at all times.
- **P2**: Wynyard Street Car Park. Access via Wynyard Street or Shore Street East. Can be entered and exited all day with no road closure impact.
- **P3**: Shore Street West (West of Waterloo Street). Side of street parking is accessible prior to 6:15AM and after 10:30AM. Shore St West closed from 6:15AM until 10:30AM.
- **No Parking Zones:** Please do not park on Shore Street West between Waterloo Street and Masthead Drive or on Masthead Drive Northbound. These sections of road are part of the course and therefore No Parking zones. No Parking in Qld Rail front car park, this is for Qld Rail staff and commuters only.